

PARKING SAFELY IN SCHOOL ZONES

Road Rule Reminders



The fines and demerit points in this brochure apply in school zones.

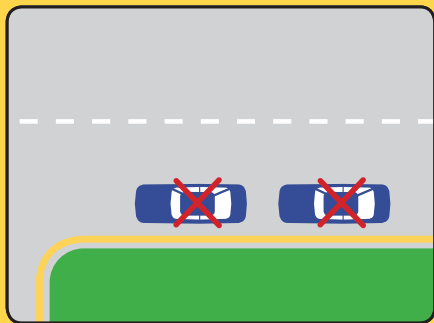
CONTENTS

NO STOPPING ZONES	1
BUS ZONE SIGNS	2
NO PARKING SIGNS.....	3
DRIVEWAYS AND FOOTPATHS.....	4
TIME RESTRICTED PARKING	5
USING MOBILE PHONES	6
DOUBLE PARKING	7
U TURNS.....	7
PARKING / STOPPING NEAR INTERSECTIONS	8
PEDESTRIAN CROSSINGS AND CHILDREN'S CROSSINGS	8
HOLDING HANDS IN TRAFFIC.....	9

NO STOPPING ZONES

No Stopping signs mean you must not stop here at any time. If times of operation are shown on the sign, the restriction applies only at those times.

An unbroken yellow kerb line is a no stopping line. You must not stop for any reason.



BUS ZONE SIGNS

A Bus Zone is a No Stopping zone for vehicles other than buses. If times of operation are shown on the sign, the restriction applies only at those times.

You must not park your vehicle less than 20 metres before or 10 metres after a bus stop.



NO PARKING SIGNS

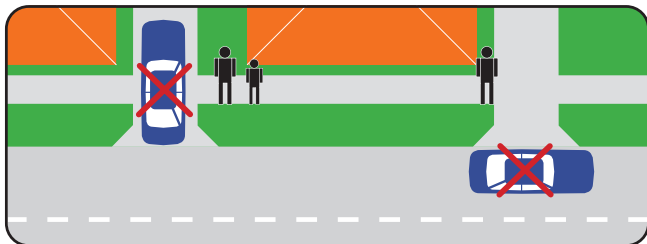
You can only stop in a No Parking zone while picking up or setting down passengers or goods. You have a **maximum of 2 minutes** from the time you stop and must **stay within 3 metres** of your vehicle at all times.

If times of operation are shown on the sign, the restriction applies only at those times. This is not a waiting zone.



DRIVEWAYS AND FOOTPATHS


- When exiting or entering a driveway a vehicle must give way to pedestrians on the footpath.
- Driveways are not playgrounds. Be aware that children can go unnoticed in front and behind your vehicle. Do not solely rely on reverse sensors or cameras in your vehicle.
- Always supervise and hold a child's hand near/crossing driveways.
- It is illegal to park in or across any driveway or to block a footpath at any time.



TIME RESTRICTED PARKING

Parking signs with specified time limits allow drivers to park their vehicle for a maximum period of time, e.g. 5 minutes, 1 hour etc.

If times of operation are shown on the sign, the restriction applies only at those times.



USING MOBILE PHONES

- It is illegal to make or receive a call on your mobile phone while you are driving unless your phone is secured in a fixed mounting or does not require you to touch or manipulate the phone in any way.
- It is illegal to use the other features of a mobile phone such as texting, emailing etc unless your car is legally parked and the ignition is switched off.
- Using mobile phones is a major distraction for drivers and incurs higher fines and demerit points in school zones.



DOUBLE PARKING

Do not double park at any time. Double parking is illegal and dangerous especially around schools. It reduces visibility and blocks the road for other motorists.



U TURNS

- Performing U turns or 3 point turns in school zones is extremely dangerous.
- Performing U turns across unbroken centre lines is illegal and is particularly dangerous around schools.



PARKING / STOPPING NEAR INTERSECTIONS

It is illegal to park or stop less than 10 metres from an intersection with no traffic lights as this blocks visibility for turning drivers and creates a hazard for all motorists.



PEDESTRIAN CROSSINGS AND CHILDREN'S CROSSINGS

- Slow down as you approach pedestrian crossings and children's crossings.
- Do not proceed if the road beyond the crossing is blocked.
- Do not stop or park in the No Stopping zones on either side of the crossing as this blocks visibility.
- At a children's crossing you must stop at or before the stop line if there is a pedestrian about to cross or already on the crossing.
- Do not proceed through a children's crossing until all pedestrians have completely cleared the crossing.



HOLDING HANDS IN TRAFFIC

- Children need assistance in the traffic environment until at least the age of 10. They are not equipped physically or developmentally to make the crucial decisions to keep themselves safe.
- All children need to be actively supervised in and around moving vehicles, footpaths, shared paths, driveways, car parks, at traffic lights, pedestrian crossings, on quiet streets and busy roads.
- Make sure you always set a good example around traffic and talk to your children about why you are stopping at the kerb and what you are watching and listening for. Explain where and when it is safe to cross and why.
- Hold hands with your children around traffic. If your hands are full, make sure your child holds onto your bag, pram or even your arm or sleeve.





CONTACT DETAILS

A community road safety resource created and shared by
Lane Cove Council



These fines and demerit points apply in school zones and are current at time of printing September 2020. Different penalties apply in other locations.